

002285

2018-109

2018

)

(

1 — 1 —

1 —

1

10

	78,718				0
10					
		39.41%	805,051,180	0	414,000,000
		9.96%	203,527,442	0	0
		4.55%	92,914,466	0	13,500,000
		4.55%	92,893,104	0	48,000,000
GIC PRIVATE LIMITED		2.00%	40,843,191	0	0
		1.02%	20,767,320	0	0
		0.90%	18,299,610	13,724,707	0
#		0.70%	14,390,770	0	0
		0.61%	12,451,717	0	0
500		0.43%	8,749,029	0	0
10					
			805,051,180		805,051,180
			203,527,442		203,527,442
			92,914,466		92,914,466
			92,893,104		92,893,104
GIC PRIVATE LIMITED			40,843,191		40,843,191

20,767,320

20,767,320

1

1	2018	1-9		37,541.82	29.47%	1
					2	
	2017					
2	2018	1-9		60,584.23	122.05%	2
	335,319.96		1			2

2

	338,909.78	252,184.27	34.39%	
	199,823.30	215,515.87	-7.28%	
	2,608.66			

	1,024.37	1,678.06	-38.96%	
	2,400.53	1,452.49	65.27%	
	3,811.75	388.65	880.77%	
	885.56	2,508.91	-64.70%	
	741.13			
	12.20	-7.72	258.03%	
	944.55	1,448.82	-34.81%	
	382.30	133.71	185.92%	
	3,545.37	10,172.74	-65.15%	
	20.98	-13.63	253.93%	
	-31.3	-3.06	-922.88%	

4

	538,088.68	519,483.21	3.58%	
	5,846.27	4,445.12	31.52%	
	10,148.03	3,665.94		

	90,351.15	-73,073.55	223.64%	
--	-----------	------------	---------	--

1 2018 1-9 535,644.18 3.44%

1

业务板块	2018年1-9月		2017年1-9月		增长比例(%)
	金额(万元)	占比(%)	金额(万元)	占比(%)	
交易服务	349,974.69	65.33%	388,623.40	75.05%	-9.95%
交易后服务	79,476.27	14.84%	52,895.42	10.21%	50.25%
资产运营服务	47,598.72	8.89%	20,403.30	3.94%	133.29%
资产管理服务	58,594.49	10.94%	55,906.09	10.80%	4.81%
合计	535,644.18	100.00%	517,828.21	100.00%	3.44%

1 133.29% 2
50.25% 204.01% 3
9.95%

2

业务分类	2018年1-9月		2017年1-9月		增长比例(%)
	金额(万元)	占比(%)	金额(万元)	占比(%)	
华南区域	222,477.17	41.54%	209,709.55	40.50%	6.09%
华东区域	110,933.93	20.71%	104,174.02	20.12%	6.49%
华北区域	66,653.36	12.44%	77,367.50	14.94%	-13.85%
华中及西南区域	70,346.07	13.13%	74,103.40	14.31%	-5.07%
山东区域	65,233.65	12.18%	52,473.74	10.13%	24.32%
合计	535,644.18	100.00%	517,828.21	100.00%	3.44%


24.32%

13.85% 5.07%


6

4. /

1




			300			
		60%				
				1.		
		2.				
		3.				
			1			




25% 2

3



;



2018	-30.00%		0.00%
2018	70,271.85		100,388.35
2017			100,388.35
	1		
	2		
	3		