

2017 10

| | | | | |
|------------|--------|------------|------------------|-------|
| 2017 10 | " | " | | |
| 2017-11-08 | | | | |
| | | | | |
| | | 10 | PMI 51.6% 0.4 | 0.8 |
| | | | | |
| | | 2017 10 30 | 11 30 | |
| | | | " | |
| | | " | | |
| | | | | |
| 2017 10 | | 10 | | |
| | | | | |
| | | 10 | 7426 | 80.04 |
| | | | 63.24% | 11158 |
| | 9.00% | 110.58 | | 7.75% |
| | 970.26 | | 8.46 | |
| | | | | |
| | | 10 | top10 | |
| | | | | |
| | | 446 | | 1321 |
| 74% | Top10 | | | |

10

PMI 51.6%

0.8

0.4

2017 1-9

80644

8.1%

1-8

0.2

1-9

116006

10.3%

1-8

2.4

91904

14.6%

2.6

9

61140

8

1212

10

10

6

4

317.84%

272.12%

1

174.06%

3.5

356.24%

1

12.45%

8.00%

10

11

2017 10

110.58

7.75%

39.65%

11158

9.00%

38.27%

99.10

1.37%

2017 10

13.58

5.61

8.46

10

0.99

10

2017

1.

10

PMI 51.6%

0.8

0.4

9

M2

165.57

9.2%

0.3

9

(M2)

165.57

9.2%

0.3

2.3

(M1)

51.79

14%

(M0)

6.97

7.2%

1445

10.7

15.67

2.21

11.16

2.1



10 14

5

5

| | | | 251.62 |
|--|--|--------|-------------|
| | | 71 | |
| | | 8 | 115.84 |
| | | 163 | 160.23 |
| | | | 13 |
| | | 329.22 | 17 24 |
| | | | 1 27 408.96 |
| | | | 143 |
| | | 9 | |

2020 30

10 26
()

()

()

()

()

()

1

()


3


1

3

10

5





14216





■

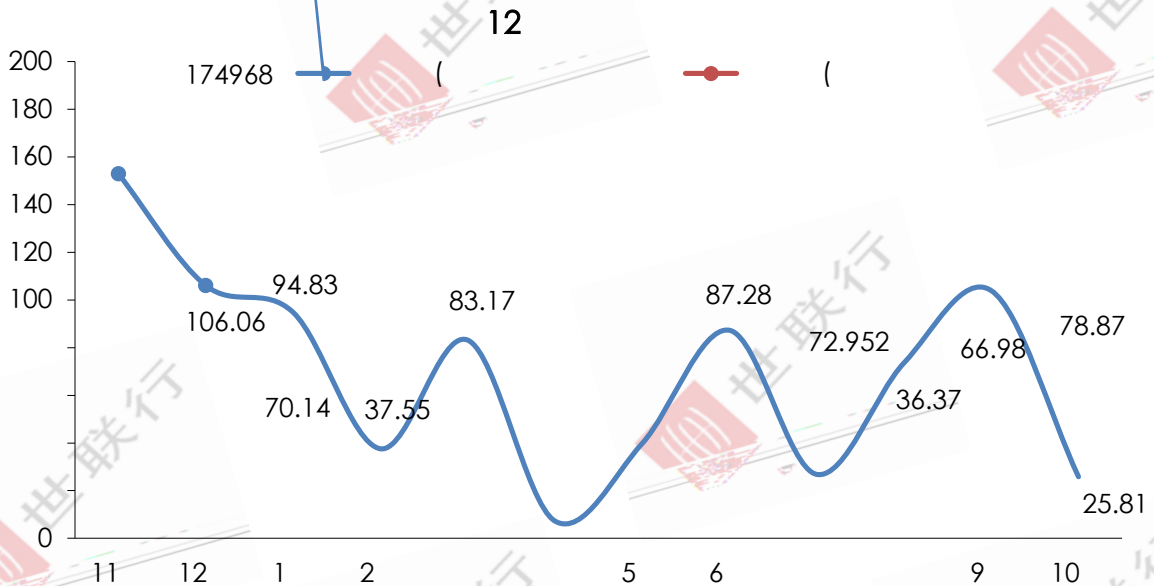
()



()



| | | () | | | | | |
|---------------|--------------------------------|---------|--|-----|------|-----|-------|
| -25 | JD-131-09-01 | | | | | | |
| GDJ201 7-7 | | 4.2638 | | 1.5 | 1901 | | 10 13 |
| GP2017 -26 | | 2.5475 | | 1.4 | 917 | | 10 13 |
| GP2017 -27 | | 1.2972 | | 1.2 | 686 | | 10 13 |
| GCJ201 7-8 | ZKC-058-04-03 | 1.4992 | | 1.4 | 675 | | 10 24 |
| GCJ201 7-9 | ZKB-045-02-01 ZKB-045-03-01 | 6.1429 | | 1.4 | 2331 | | 10 24 |
| GDJ201 7-8 | ZKFSX-04-02-01-0 2 | 1.4038 | | 1.4 | 760 | | 10 25 |
| GTQ201 7-2 | | 19.5854 | | 1.4 | 6953 | TCL | 10 25 |
| GHN20 17-1 | ZKG-006-01 | 9.1267 | | 1.4 | 5531 | | 10 27 |
| LM2017- 20 | | 3.6911 | | 1.2 | 865 | | 10 9 |



10

10

6

4

317.84%6

10
2.1
2.1.1

356.24%
272.12%

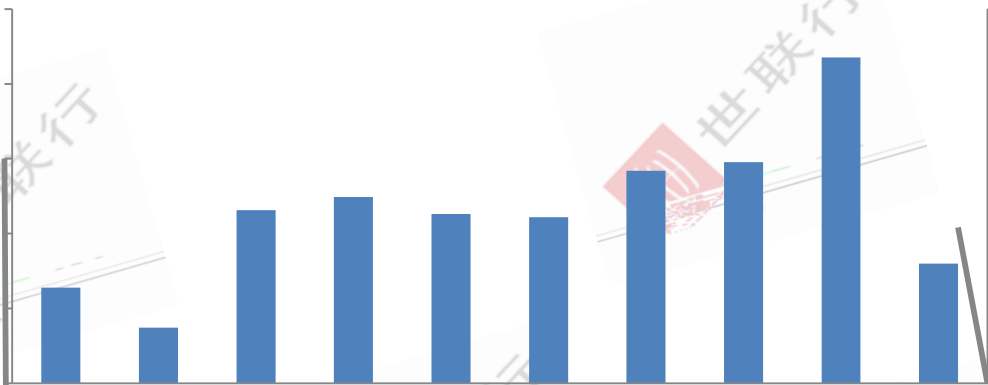
1
11

174.06%
3.5

12.45%
8.00%

2017 10 31 7426 67.25% 79.68%

80.04 63.24% 99.40% 2017 10 9

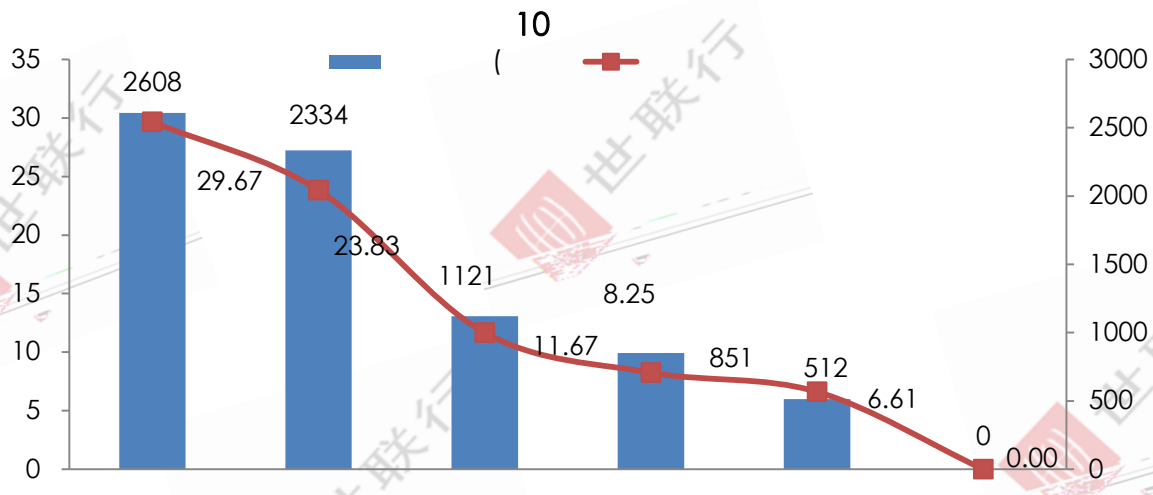


2017 10 2608 35.97% 138.39% 2334 37.16%

92.26% 1121 78.40% 47.31% 851

78.43% 79.54% 512 88.26% 13.22%

0 10



2017 10

| 2017/10/12 | | | 16965.37 | 193 | | (2017)092 |
|------------|-----------|---|----------|-----|--|-----------|
| 2017/10/12 | | | 27346.53 | 280 | | (2017)026 |
| 2017/10/17 | (A-01-01) |) | 36163.97 | 267 | | (2017)093 |
| 2017/10/18 | | | 37782.93 | 275 | | (2017)094 |
| 2017/10/20 | | | 13231.75 | 119 | | (2017)095 |
| 2017/10/21 | | | 12861.95 | 119 | | (2017)027 |
| 2017/10/24 | | | 25265 | 252 | | (2017)096 |
| 2017/10/26 | | | 14983.32 | 124 | | (2017)097 |
| 2017/10/26 | | | 21481.09 | 144 | | (2017)098 |
| 2017/10/27 | | | 44582.37 | 393 | | (2017)099 |

| | | | | | | |
|--|--|--|--|--|--|--|
| | | | | | | |
|--|--|--|--|--|--|--|

| | | | | | | |
|------------|--|--|----------|-----|--|-----------|
| 2017/10/27 | | | 26427.26 | 247 | | (2017)100 |
|------------|--|--|----------|-----|--|-----------|

| | | | | | | |
|------------|--|--|----------|-----|------------|--|
| 2017/10/27 | | | 19637.23 | 195 | 2082 0.480 | |
|------------|--|--|----------|-----|------------|--|





2.2.2

2017 10
2624

27.87%

26.64

53.98%

13.92%

101.53

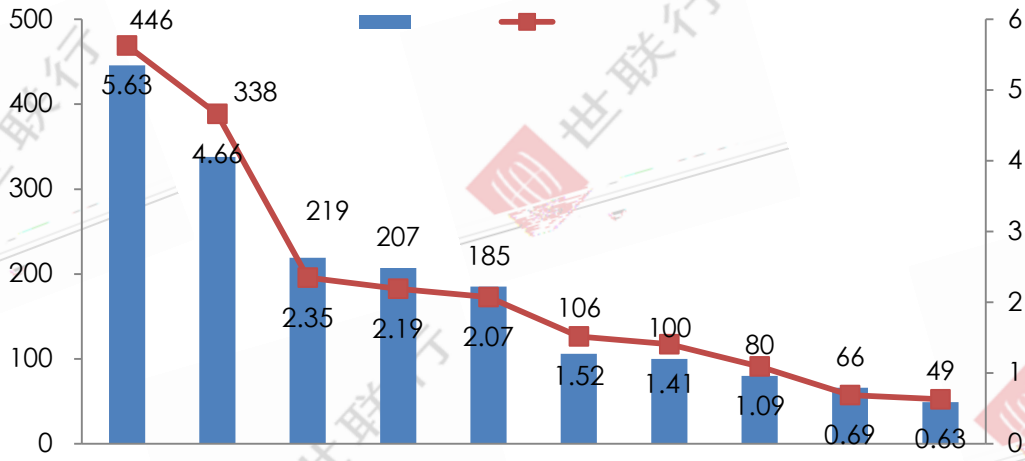
57.93%

19.34%

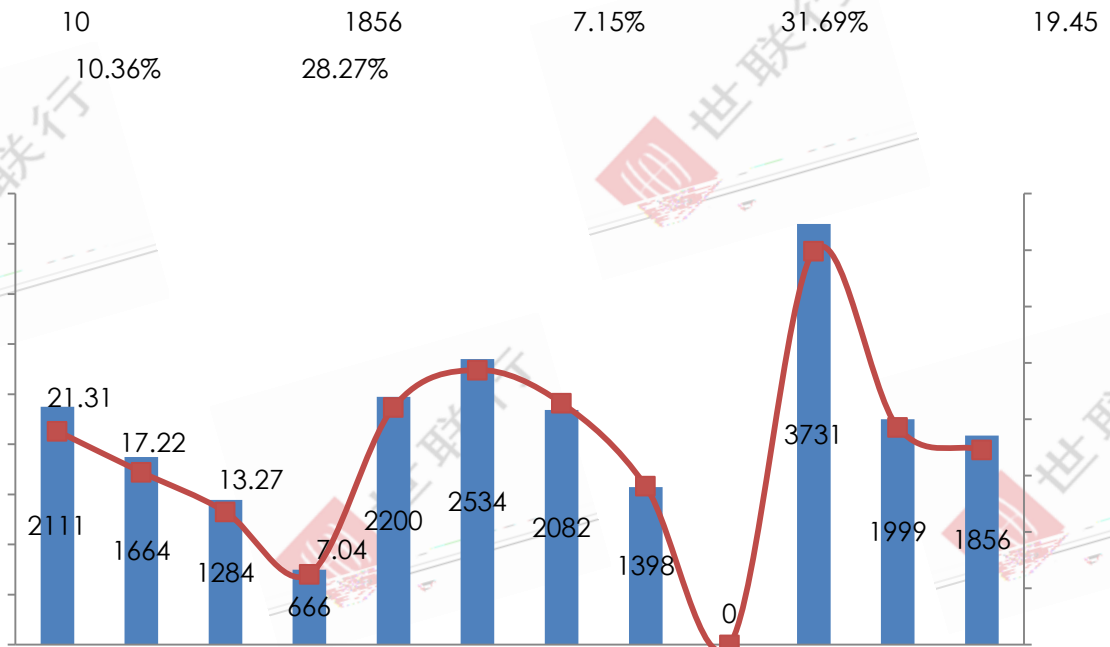
2017 10

Top10

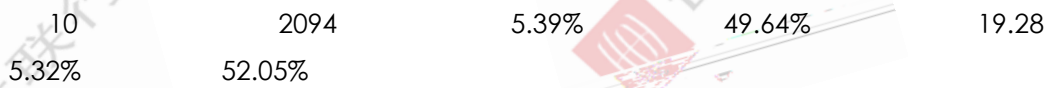


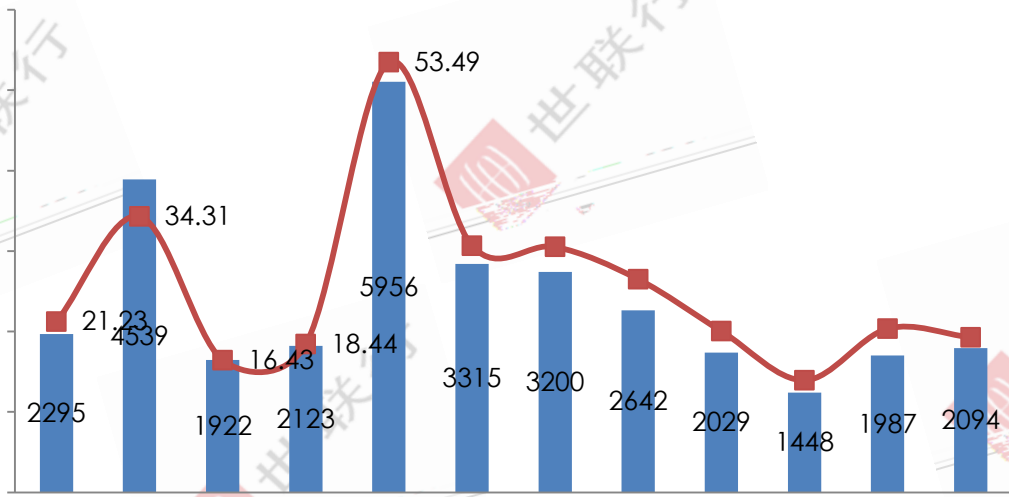


2.2.3



2.2.4





2.2.5

10
7.20%

1886
15.92%

7.32%

19.33%

22.19

2.2.6

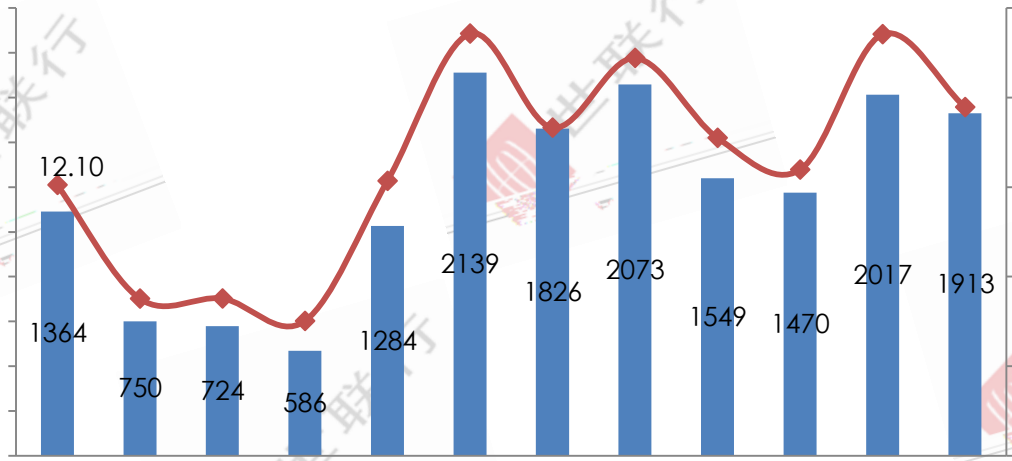
10
17.30%

1913
28.59%

5.16%

27.62%

15.58




2.2.7

10 785 34.19% 51.54% 7.44
 39.52% 70.72%

2.3

2.3.1

10 98956 970.26 12
 114.71 8.46



2017 10 11158 9.00% 110.58 38.27% 7.75% 99.10 1.37 39.65%



2017.11.08



<http://www.worldunion.com.cn/>